


# KALIDOR<sup>®</sup>

CABINET DOORS





## Description

## Polyester Collection

The **Polyester Collection** doors are available in a wide variety of models, colors and textures. It's the perfect custom built option for professionals with a complete line of complementary products in matching colors and an array of decorative options. These modern products are the ideal solution for all your kitchen, bathroom, closet and modular project needs.

The **Polyester Collection** doors are manufactured with care according to highest standards in the industry. We work hard every day to create quality products of which we are proud to offer to our clients.

## Main Features

- Moldings made of polyester laminate on MDF with a 1/4" melamine center
- Built just like a wooden door (in 5 pieces- face and back)
- Mortise and tenon assembly
- The direction of the grain follows the direction of the molding
- Back & front in relief with matching colors
- Excellent thermal resistance
- Available in many models and colors
- Can be matched perfectly to other materials (melamine panels, HPL, edgebanding, moldings.)
- Easy maintenance
- The industry's best production lead-times

## Nomenclature



### Door :

Panel where the woodgrain of the 1/4" melamine center is vertical.



### Drawer front :

Panel where the woodgrain of the 1/4" melamine center is horizontal.




### Glass frame :

Frame only, no center. A vinyl molding to be inserted in the groove is supplied in order to hold the glass in place.

### \*RECOMMANDATION

We recommend the use of a third hinge (non-sprung) on doors measuring 36" and more in height.



# KALIDOR®

CABINET DOORS

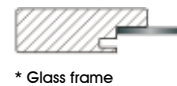
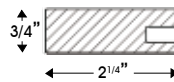
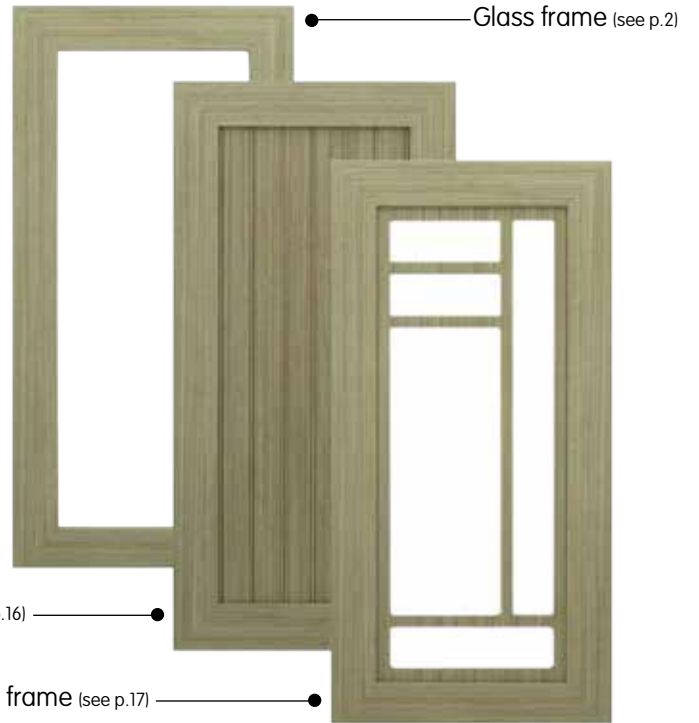
## Model XL 400

## Polyester Collection

Drawer front = horizontal center



Door = vertical center




\* Glass frame

| Thickness | Width (frame) | Minimum (for 1" centers) | Minimum (definite) | Maximum (for warranty) | Maximum (definite) | Maximum (combined W x H) |
|-----------|---------------|--------------------------|--------------------|------------------------|--------------------|--------------------------|
| 3/4"      | 2 1/4"        | 5 1/2"                   | 4 5/8"             | 50"                    | 72"                | 9 pi <sup>2</sup>        |
| 19 mm     | 57 mm         | 140 mm                   | 117 mm             | 1270 mm                | 1829 mm            | 0,83 m <sup>2</sup>      |

\* Glass size: Door size minus : 3 9/16" (90,5 mm)

Check out our wide selection of colors and textures at [www.kalidor.ca](http://www.kalidor.ca)



## Model XL 490

## Polyester Collection

Drawer front = horizontal center



Door = vertical center



PUR



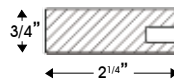
P. 8

— Glass frame (see p.2)



Grooved center (see p.16) —


Mullion glass frame (see p.17) —



\* Glass frame

| Thickness   | Width  | Minimum (for 1" centers) | Minimum (definite Height) | Minimum (definite Width) | Maximum (for warranty) | Maximum (definite) | Maximum (combined W x H) |
|---|--------|--------------------------|---------------------------|--------------------------|------------------------|--------------------|--------------------------|
| 3/4"  | 2 1/4" | 5 1/2"                   | 5 1/2"                    | 6 3/4"                   | 50"                    | 72"                | 9 pi²                    |
| 19 mm   | 57 mm  | 140 mm                   | 140 mm                    | 171 mm                   | 1270 mm                | 1829 mm            | 0,83 m²                  |
| * Glass size : Door size width minus: 3 9/16" (90,5 mm), Door height minus: 3 7/16" (87,4 mm) |        |                          |                           |                          |                        |                    |                          |

Check out our wide selection of colors and textures at [www.kalidor.ca](http://www.kalidor.ca)



# KALIDOR®

CABINET DOORS

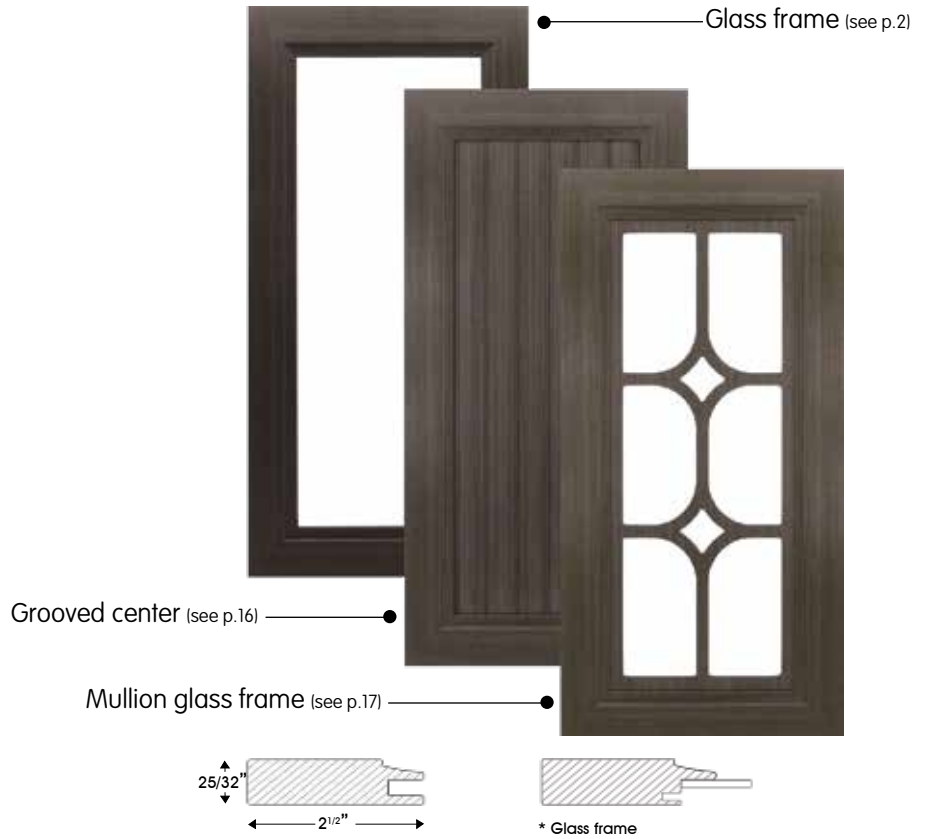
## Model XL 500

## Polyester Collection

Drawer front = horizontal center



Door = vertical center



| Thickness | Width (frame) | Minimum (for 1" centers) | Minimum (definite) | Maximum (for warranty) | Maximum (definite) | Maximum (combined W x H) |
|-----------|---------------|--------------------------|--------------------|------------------------|--------------------|--------------------------|
| 25/32"    | 2 1/2"        | 6"                       | 5 1/8"             | 50"                    | 72"                | 9 pi²                    |
| 20 mm     | 64 mm         | 152 mm                   | 130 mm             | 1270 mm                | 1829 mm            | 0,83 m²                  |

\* Glass size: Door size minus : 4 1/16" (103,5 mm)

Check out our wide selection of colors and textures at [www.kalidor.ca](http://www.kalidor.ca)



## Model XL 590

## Polyester Collection

Drawer front = horizontal center



Door = vertical center



PUR



P. 8

● Glass frame (see p.2)



Grooved center (see p.16) ●

Mullion glass frame (see p.17) ●




\* Glass frame

| Thickness | Width  | Minimum (for 1" centers) | Minimum (definite height) | Minimum (definite width) | Maximum (for warranty) | Maximum (definite) | Maximum (combined W x H) |
|-----------|--------|--------------------------|---------------------------|--------------------------|------------------------|--------------------|--------------------------|
| 25/32"    | 2 1/2" | 6"                       | 6"                        | 6 3/4"                   | 50"                    | 72"                | 9 pi²                    |
| 20 mm     | 54 mm  | 152 mm                   | 152 mm                    | 171 mm                   | 1270 mm                | 1829 mm            | 0,83 m²                  |

\* Glass size: Door size width minus: 4 1/16" (103,5 mm), Door height minus: 3 15/16" (100 mm)

Check out our wide selection of colors and textures at [www.kalidor.ca](http://www.kalidor.ca)



# KALIDOR®

CABINET DOORS

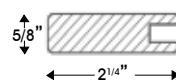
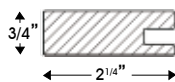
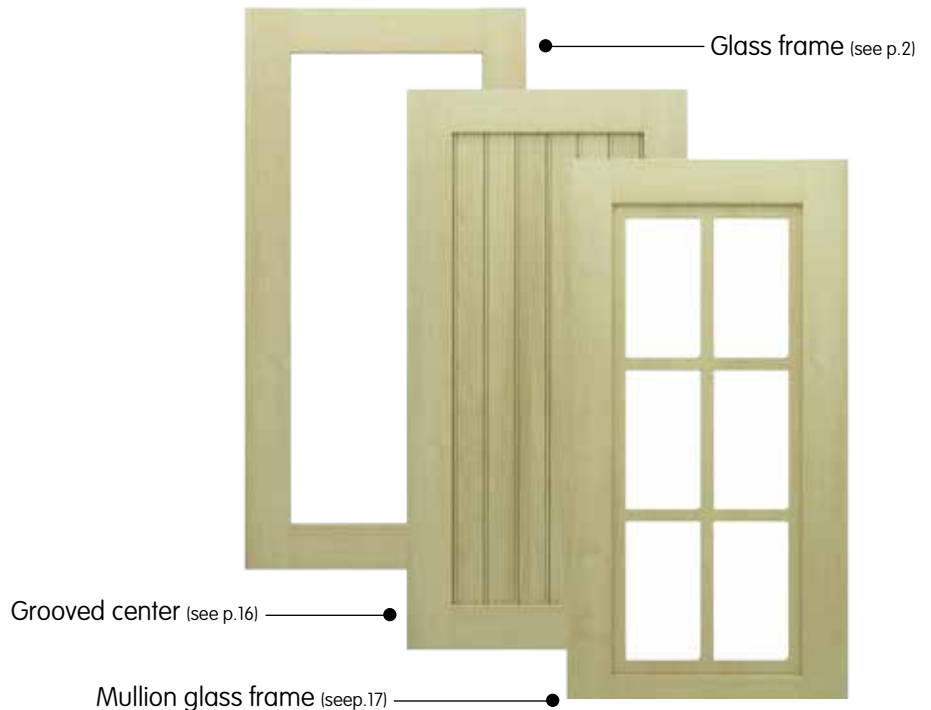
## Model XL 800

Polyester Collection

Drawer front = horizontal center



Door = vertical center




\* Glass frame

| Thickness | Width  | Minimum (for 1" centers) | Minimum (definite height) | Minimum (definite width) | Maximum (for warranty) | Maximum (definite) | Maximum (combined W x H) |
|-----------|--------|--------------------------|---------------------------|--------------------------|------------------------|--------------------|--------------------------|
| 3/4"      | 2 1/4" | 5 1/2"                   | 4 5/8"                    | 6 3/4"                   | 50"                    | 72"                | 9 pi²                    |
| 19 mm     | 57 mm  | 140 mm                   | 117 mm                    | 171 mm                   | 1270 mm                | 1829 mm            | 0,83 m²                  |

\* Glass size: Door size minus : 3 9/16" (90,5 mm)

Check out our wide selection of colors and textures at [www.kalidor.ca](http://www.kalidor.ca)



## Description

## Melamine Collection

The **Melamine Collection** doors are assembled in five pieces, the same method used in our polyester doors. The result is a high-quality finished product due to the 3/4" melamine with MDF substrate. The shaker cabinet doors are available in a wide variety of colors. They're also compatible with our many decorative options leaving free reign to your imagination!

## Main Features

- 3/4" melamine moldings on MDF substrate and 1/4" melamine center panel on MDF substrate
- Built just like a wooden door (in 5 pieces)
- Mortise-and-tenon assembly technique
- The direction of the grain follows the direction of the molding
- Back & front in relief with matching colors
- Available in many models and colors
- Color matching with other materials (melamine panels, HPL, edgebanding, moldings)
- Easy maintenance
- The industry's best production lead-times

## Edgebanding

Polyurethane Reactive

# PUR

Technology

The edgebanding used on our doors is applied with a PUR (Polyurethane Reactive) adhesive applicator.



High temperature resistance



Invisible glue lines




Superior protection against moisture



Advanced adhesive holding strength





# KALIDOR®

CABINET DOORS

## Model **Shaker** 2<sup>1/8"</sup> (45°)

Melamine Collection

Drawer front = horizontal center



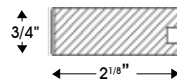
Door = vertical center



**PUR**



P. 8



\* Glass frame

|                   | Minimum Height             | Minimum Width              | Maximum Height | Maximum Width |
|-------------------|----------------------------|----------------------------|----------------|---------------|
| Door, glass frame | 4 <sup>3/8"</sup> - 111 mm | 4 <sup>3/8"</sup> - 111 mm | 72" - 1829 mm  | 48" - 1219 mm |
| Drawer front      | 4 <sup>3/8"</sup> - 111 mm | 4 <sup>3/8"</sup> - 111 mm | 48" - 1219 mm  | 72" - 1829 mm |

\* Glass size: Door size minus : 3<sup>5/16"</sup> (84 mm)

Check out our wide selection of colors and textures at [www.kalidor.ca](http://www.kalidor.ca)



## Model Shaker 2<sup>1</sup>/<sub>8</sub>" (90°)

## Melamine Collection

Drawer front = horizontal center



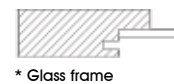
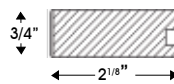
Door = vertical center



PUR




P. 8



\* Glass frame

|  | Minimum Height                           | Minimum Width                            | Maximum Height | Maximum Width |
|--|--|--|----------------|---------------|
| Door, glass frame  | 4 <sup>3</sup> / <sub>8</sub> " - 111 mm | 6 <sup>1</sup> / <sub>2</sub> " - 165 mm | 72" - 1829 mm  | 48" - 1219 mm |
| Drawer front   | 4 <sup>3</sup> / <sub>8</sub> " - 111 mm | 6 <sup>1</sup> / <sub>2</sub> " - 165 mm | 48" - 1219 mm  | 72" - 1829 mm |
| * Glass size: Door size minus : 3 <sup>5</sup> / <sub>16</sub> " (84 mm) |  |  |                |               |

Check out our wide selection of colors and textures at [www.kalidor.ca](http://www.kalidor.ca)



# KALIDOR®

CABINET DOORS

## Model **Shaker** 2<sup>7/8</sup>" (45°)

Melamine Collection

Drawer front = horizontal center



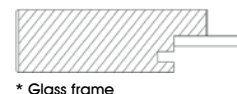
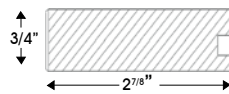
Door = vertical center



**PUR**



P. 8




\* Glass frame

|                   | Minimum Height              | Minimum Width               | Maximum Height | Maximum Width |
|-------------------|-----------------------------|-----------------------------|----------------|---------------|
| Door, glass frame | 5 <sup>7/8</sup> " - 149 mm | 5 <sup>7/8</sup> " - 149 mm | 72" - 1829 mm  | 48" - 1219 mm |
| Drawer front      | 5 <sup>7/8</sup> " - 149 mm | 5 <sup>7/8</sup> " - 149 mm | 48" - 1219 mm  | 72" - 1829 mm |

\* Glass size: Door size minus : 4<sup>13/16</sup>" (122 mm)

Check out our wide selection of colors and textures at [www.kalidor.ca](http://www.kalidor.ca)



## Model **Shaker** 27/8" (90°)

## Melamine Collection

Drawer front = horizontal center



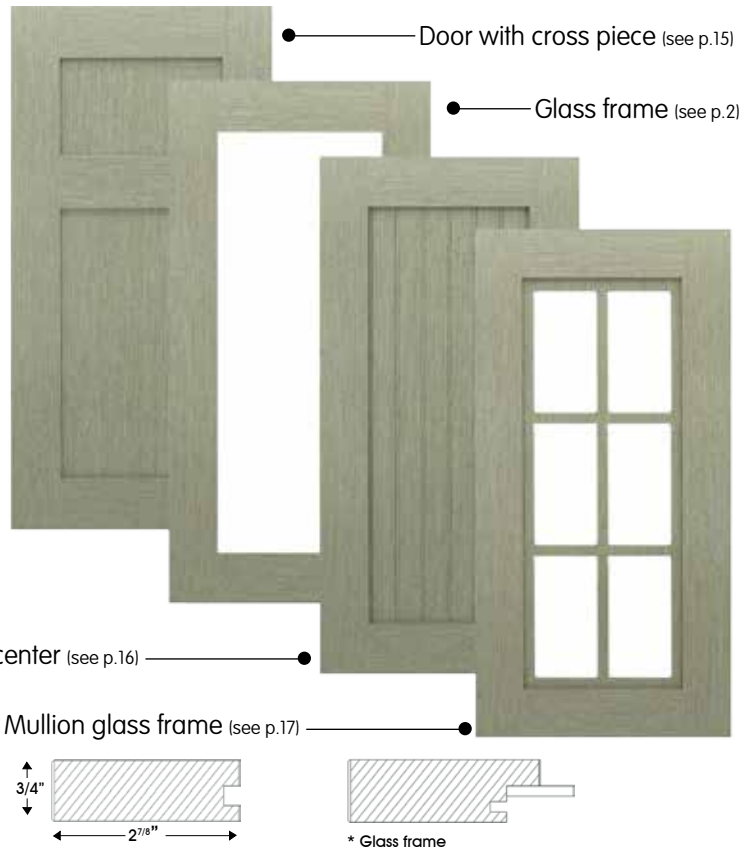
Door = vertical center



**PUR**




P. 8



|   | Minimum Height  | Minimum Width | Maximum Height | Maximum Width |
|---|-----------------|---------------|----------------|---------------|
| Door, glass frame                                 | 5 7/8" - 149 mm | 8" - 203 mm   | 72" - 1829 mm  | 48" - 1219 mm |
| Drawer front                                      | 5 7/8" - 149 mm | 8" - 203 mm   | 48" - 1219 mm  | 72" - 1829 mm |
| * Glass size: Door size minus : 4 13/16" (122 mm) |                 |               |                |               |

Check out our wide selection of colors and textures at [www.kalidor.ca](http://www.kalidor.ca)



## Model Slab

## Melamine Collection

Vertical



|         | Width                                    | Height                                   |
|---------|--|--|
| Minimum | 3 <sup>3</sup> / <sub>4</sub> "<br>95 mm | 3 <sup>3</sup> / <sub>4</sub> "<br>95 mm |
| Maximum | 47"<br>1194 mm                           | 95"<br>2413 mm                           |

Horizontal



|         | Width                                    | Height                                   |
|---------|--|--|
| Minimum | 3 <sup>3</sup> / <sub>4</sub> "<br>95 mm | 3 <sup>3</sup> / <sub>4</sub> "<br>95 mm |
| Maximum | 95"<br>2413 mm                           | 47"<br>1194 mm                           |

PUR



P. 8



Check out our wide selection of colors and textures at [www.kalidor.ca](http://www.kalidor.ca)

## Doors with wood grain sequencing

The **Kalidor melamine slab** doors can be ordered with a continuous grain sequencing option. The sequence will continue from one door to the next for a beautiful finished product.



### Sequencing method:

The sequencing method is based on your production plan and regroups the doors according to your specific needs when cutting. Additional fees apply.




### Standard method (non-sequencing):


The standard production method maximizes material without taking the wood grain sequence into account. The sectional plan is random.

### TYPES OF SEQUENCING

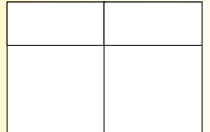
Row (side by side)



Column




Column and row




### TYPES OF SEQUENCING NOT AVAILABLE


The T sequences are not available due to technical reasons. To achieve them, we recommend ordering one larger panel to fit your two doors and cutting them yourself. We will provide you with the necessary edgbanding.

T Row assembly



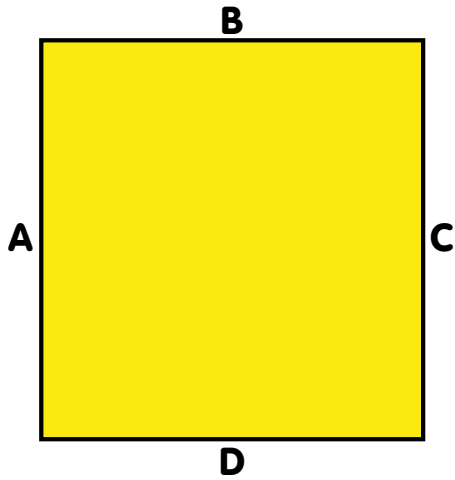
T Column assembly





## Components

## Melamine Collection

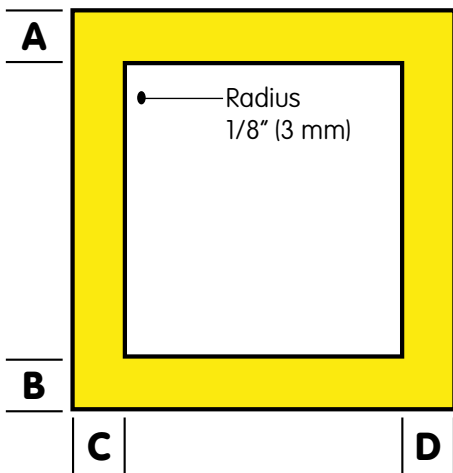


A, B, C and D edge banding :  
Indicate your choice when ordering



The Slab Melamine collection components offer the choice for edgebanding to be applied on the sides that you select. Available in vertical or horizontal wood grain. The parts can be used for fillers, straight pieces, along the side of a refrigerator, the back of islands and much more.

## Microwave frame



Measurements A, B, C and D :  
Minimum 2 1/8", 54mm



Microwave frames are made to order according to the selected parameters. Ordering is easy! Just specify the width of the contours required according to your needs. The strips for the opening are not finished but edgebanding is included.



# KALIDOR®

CABINET DOORS

## Doors with cross piece

Decorative option



Available with models :

- Shaker 2<sup>1</sup>/<sub>8</sub>" 45°
- Shaker 2<sup>1</sup>/<sub>8</sub>" 90°
- Shaker 2<sup>7</sup>/<sub>8</sub>" 45°
- Shaker 2<sup>7</sup>/<sub>8</sub>" 90°

The Kalidor doors from the **Melamine Collection with horizontal cross piece** offer many possibilities. You can have different combinations of materials in the same door.

The position of the horizontal cross piece is decided by the customer. The height of the top section is measured from the top of the door to the center of the horizontal cross piece.

### Choices for the top section:


- Melamine
- Grooved center
- Mullion glass frame\*
- Glass frame

### Choices for the bottom section:

- Melamine
- Grooved center
- Mullion glass frame\*
- Glass frame


\*Must respect the size tolerance already established.

| Model                                      | Minimum                                   |  | Maximum       |               |
|--|---|--|---------------|---------------|
|  | Height                                    | Width                                    | Height        | Width         |
| Shaker 2 <sup>1</sup> / <sub>8</sub> " 45° | 12" - 305 mm                              | 6 <sup>1</sup> / <sub>4</sub> " - 159 mm | 72" - 1829 mm | 48" - 1219 mm |
| Shaker 2 <sup>1</sup> / <sub>8</sub> " 90° | 12" - 305 mm                              | 6 <sup>1</sup> / <sub>2</sub> " - 165 mm | 72" - 1829 mm | 48" - 1219 mm |
| Shaker 2 <sup>7</sup> / <sub>8</sub> " 45° | 14 <sup>1</sup> / <sub>4</sub> " - 362 mm | 7 <sup>3</sup> / <sub>4</sub> " - 197 mm | 72" - 1829 mm | 48" - 1219 mm |
| Shaker 2 <sup>7</sup> / <sub>8</sub> " 90° | 14 <sup>1</sup> / <sub>4</sub> " - 362 mm | 8" - 203 mm                              | 72" - 1829 mm | 48" - 1219 mm |



## Grooved center

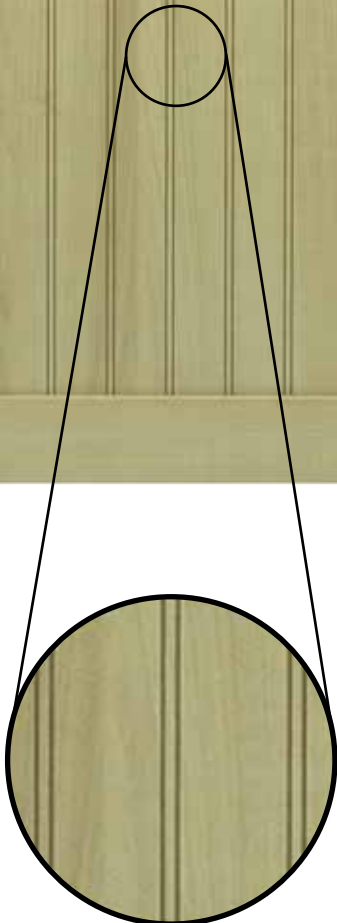
## Decorative option




The **Kalidor** doors can also be made with a v-groove center. The grooves are made of two (2) micro "V" that are then dyed to bring out the beauty of the door. Using a manufacturing technique exclusive to Lecxeco, each door has a central double groove with adjacent grooves every 1.5 inches.

These grooved center doors are available in all models and colors. A maximum height of 72 inches (1828 mm) and a maximum width of 48 inches (1219 mm) must be respected.

| Available colours | Maximum (height) | Maximum (width)  | Maximum (combined W x H) |
|-------------------|------------------|------------------|--------------------------|
| All colors        | 72"<br>(1829 mm) | 48"<br>(1219 mm) | 9 pi²<br>(0,83 m²)       |







## Mullion glass frame

Decorative option



**D-09**



**D-01**



**D-02**



**D-03**



**D-04**



**D-05**



**D-06**



**D-07**  
(Right)



**D-08**




**D-07**  
(Left)

| Height of the door               | Panels |
|----------------------------------|--------|
| min. up to 23 <sup>31/32</sup> " | 4      |
| 24" to 35 <sup>31/32</sup> "     | 6      |
| 36" to 50"                       | 8      |

| Model                                    | Minimum (width)                 | Maximum (width) | Minimum (height)                | Maximum (height) |
|--|---------------------------------|-----------------|---------------------------------|------------------|
| D-01, D-02, D-03, D-04, D-07, D-08, D-09 | 11 <sup>5/8</sup> "<br>(295 mm) | 21"<br>(533 mm) | 11 <sup>5/8</sup> "<br>(295 mm) | 50"<br>(1270 mm) |
| D-05                                     | 14 <sup>1/4</sup> "<br>(362 mm) | 21"<br>(533 mm) | 14 <sup>1/4</sup> "<br>(362 mm) | 50"<br>(1270 mm) |
| D-06                                     | 13 <sup>1/4</sup> "<br>(337 mm) | 21"<br>(533 mm) | 13 <sup>1/4</sup> "<br>(337 mm) | 50"<br>(1270 mm) |

\*Available in door sizes indicated in the table above

The **Kalidor** mullion glass frame is offered in custom sizes\* and in nine different models. They are available in all the assembled door models and colors of our program. The number of panes will vary between 4, 6 or 8 depending on the height of the door. Made of 1/4" melamine, the mullions are attached to the frame with a removable bracket which allows you to insert glass or not, according to your specific needs.



## Production lead-time

### REGULAR ORDERS:

The maximum production lead-time (date leaving the factory) for a regular order is ten business days. To compute the business days, start counting from the day following reception of the signed order at our factory. Whenever possible, we will produce the orders as soon as possible. If, for reasons beyond our control, production time should exceed ten business days, we will notify the customer immediately.

### SPECIAL ORDERS : ADDITION\*

#### ADDITION (1 to 5 units)

- › Order received before 10:30 AM: Leaves the factory the same day†
- › Order received after 10:30 AM: Leaves the factory the following business day

#### ADDITION (6 units and more)

- › Orders of more than 5 units that are marked "ADDITION" will be processed as normal orders with a maximum production time of ten business days.

### SPECIAL ORDERS : REMAKE\*\*

#### REMAKE (1 to 5 units)

- › Order received before 10:30 AM: Leaves the factory the same day†
- › Order received after 10:30 AM: Leaves the factory the following business day.

#### REMAKE (6 to 10 units)

- › Order received before 10:30 AM: Leaves the factory the following business day.
- › Order received after 10:30 AM: Leaves the factory on the second business day

#### REMAKE (11 units and more)

- › Order received before 10:30 AM: Leaves the factory on the second business day
- › Order received after 10:30 AM: Leaves the factory on the third business day

**Note:** The time given is the reception time of the order by email at our factory and NOT at your distributor.

\*ADDITION : Error or omission on the part of the cabinet maker on an order already produced and delivered during the previous 30 days.

\*\*REMAKE: Error or omission on the part of the manufacturer, remakes involve no cost for the cabinet maker.

†This delay could be of 2 business days during winter time. Some exceptions apply

## Express order

We offer an Express service for your door orders from 1 to 5 business days depending on your needs (the business days start from the day after the order is confirmed).


The prices are as follows

- › 1 business day\* = surcharge of 60%
- › 2 business days\* = surcharge of 40%
- › 3 business days\*\* = surcharge of 25%
- › 4 business days\*\* = surcharge of 20%
- › 5 business days\*\* = surcharge of 15%

\* For the XL800, the minimum lead-time is 2 business days.

\* Available for doors with melamine center and glass frames.

\*\* For doors with grooved center, with mullion glass frame, with horizontal cross piece, the models shaker, XL490 and XL590, the minimum lead-time is 3 business days.



## Warranty

All Kalidor doors are covered by a 5-year limited warranty against all manufacturing defects.

**INCLUDED:** (Covered by the warranty)

- › Wrong size (tolerance  $\pm 1/32"$  or  $\pm 0.8$  mm)
- › Out of square (tolerance  $\pm 1/32"$  or  $\pm 0.8$  mm out of square)
- › Warping greater than tolerance (see General Rules)
- › Loosening of polyester paper from MDF substrate
- › Delamination of MDF substrate
- › Edgebanding peeling off

For such inclusions to be covered, the door must not have suffered any shocks, exposure to a source of heat, contact with water or any other liquid substances. Moreover, it must have been installed according to recognized industry practices.

**GENERAL RULES:**

- › All claims must be lodged before the expiration of the warranty period, i.e., 5 years from the delivery date of the doors.  
Replacement or repair of a door may in no case extend the original 5-year warranty.
- › Both invoice and defective door must be returned to Lecxeco inc. for expert examination.
- › The doors to be replaced will be invoiced at 100% and a credit will be produced following examination of the defective doors.
- › If, at the time the warranty is being used, the color and/or model of the doors in question are no longer available for reasons beyond our control, we reserve the right to replace (or credit) the defective door(s) with another equivalent color or model without compensation for the balance of the doors of the same order.
- › Transportation costs for the delivery of the replacement doors are subject to the same coverage percentages as the doors being replaced.
- › The warranty is limited to the replacement or repair of the defective door without any compensation for labour and/or loss of use of the product.
- › The warping warranty only applies to doors 32" or less with a 1/8" tolerance (measured at center, with the door flat on a very straight surface, e.g., panel saw).
- › Warping problems must be detected and reported within 10 days following reception of the order, and the defective door(s) must not have been altered in any way (drilled for hinges, handles installed, etc).
- › Door claims that involve breakage at the reception of the

order with no damaged box must be made within five days following reception of the order, and the defective door(s) must not have been altered in any way (drilled for hinges, handles installed, etc). The door(s) in question must be returned to Lecxeco inc.

- › Doors measuring 50" and more are not covered by any warranty.
- › The warranty coverage is prorated as follows:

- 100% for the first two years
- 75% for the third year
- 50% for the fourth year
- 25% for the fifth year

**NOT INCLUDED:** (Not covered by the warranty)

- › Polyester, melamine, edgebanding, joint and assembly breaks following shock, negligence, misuse, exposure to a source of excessive heat (over 300° F) or contact with water or other liquid substance (swelling of material)
- › All defects that result from misuse and/or use not in accordance with recognized industry practices
- › Deterioration of a door that was exposed to abnormal temperature and/or humidity conditions
- › Burns on one of the materials
- › Stains on one of the door components
- › Degradation of the product due to material aging or normal wear and tear

**DOORS DAMAGED DURING TRANSPORTATION:**

When you receive the boxes, always make sure they have not been damaged during transportation before signing the delivery document. If any of the boxes have been damaged, write "Damaged Box" or "Damaged Boxes" on the waybill. You must keep the box(es) in question as well as the doors to be replaced for our claim to the transportation company. Notify us immediately about the problem so that repaired doors or replacement doors may be shipped to you as soon as possible.

**MISSING BOXES:**

When you receive the boxes, please make sure the number of boxes delivered matches the number shown on the delivery document. If some boxes are missing, write "Missing Boxes" on the document before signing it, indicating the number of missing boxes. Notify us immediately about the problem so that a search can be made to locate the missing pack(s).



Your distributor