



Harmony

CUSTOM-BUILT ACRYLIC CABINET DOORS

Ultra gloss | Super matte | Metallic



R
Richelieu



DESCRIPTION

The **Harmony** collection offers a variety of doors and other custom-built components with unparalleled acrylic finishes. This collection will allow industry professionals to offer high-end acrylic products in a large selection of modern colors and finishes.

With their high resistance to heat, water, stains and discoloration, these products in the **Harmony** collection are ideal for all your kitchen projects, bathroom cabinets, storage units and other various furniture projects.


KEY FEATURES

- Excellent resistance to heat : does not retract
- Excellent resistance to moisture, water and stains
- Resistance to UV rays and discoloration
- Colors do not fade over time
- Matching edgebanding (ABS) with identical seamless finish

Doors with ultra gloss and metallic acrylic finish

- High-end glossy finish with 100% sheen level
- Mirror effect with fascinating visual
- Easy maintenance and resurfacing is possible

Doors with super matte acrylic finish

- Super-opaque lacquer effect with a silky smooth surface
- Super matte finish with no visible finger prints 
- Resistance to domestic cleaning products and stains to maintain a flawless look

RECOMMENDATIONS

The protective film must be removed after installation. For increased scratch resistance, doors and components must be cleaned with an all-purpose cleaner containing an anti-static agent (ex : Pledge multi-surface). After cleaning, let stand for 24 hours before handling.

Harmony

CUSTOM-BUILT ACRYLIC CABINET DOORS

Ultra gloss | Super matte | Metallic



DOORS



Height minimum	Height maximum
3 3/4" (95 mm)	108 1/2" (2756 mm)
Width minimum	Width maximum
3 3/4" (95 mm)	49 1/2" (1257 mm)

EDGEBOARDING



ABS **Ultra gloss**, thickness 1 mm



ABS **Super matte**, thickness 1 mm



ABS **Metallic gloss**, thickness 1 mm

- Doors of more than 50" (1270 mm) in height are not guaranteed (against warping or anything similar)
- Edgebanding is perfectly matched with the chosen color and finish
- All edgebanding is applied with a polyurethane (PUR) adhesive, for exceptional bond without any visible glue line

COMPONENTS AND SPECIALTY PANELS

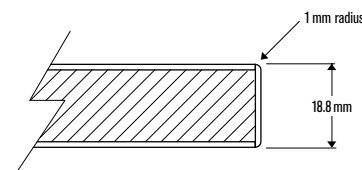
Components and specialty panels are available, built in the size of your choice. They can be edgebanded on all sides or have designated edges unfinished to your specifications. These can be used as end panels, fillers, accessory parts, etc.

When ordering, please indicate which edges will need edgebanding.



PROFILE

Doors and other components are built with a 16mm particle board core (carb2). Each side is covered with a 1.4mm acrylic sheet of the same color and finish (ultra gloss, super matte or metallic), for a **total thickness of 18.8mm**.



1 450 687-9199 • 1 866 979-5999




1 450 687-8477 • 1 866 421-8477

Richelieu
richelieu.com

THERMOFUSED MELAMINE INSERTS



Enhance the beauty of your ultra glossy, super matte and metallic acrylic doors with thermofused melamine inserts from our vast selection of different wood grain finishes.



Position 1*



Position 2



Position 3*



Position 4

* Never drill hinge hole behind insert in positions 1 and 3. Use positions 2 and 4 instead.

BUILD YOUR DOORS IN 4 SIMPLE STEPS!

1. Choose your color and finish from our wide selection, in the **Harmony** color section (see color tab).
2. Subsequently, combine with thermofused melamine insert by choosing a color from the selection of the **Polyester 5 Pieces**, **Moderno** and **Azura** collections. See the complete list on page 5.
3. Choose the position of your insert between the 4 options.
4. Select the orientation of the wood grain on your insert (vertical or horizontal).



Combine *Harmony* doors with doors from the *Polyester 5 Pieces*, *Moderno* and *Azura* collections. See the complete list of available colors on page 5.

Harmony

CUSTOM-BUILT ACRYLIC CABINET DOORS

Ultra gloss | Super matte | Metallic

THERMOFUSED MELAMINE INSERTS - AVAILABLE COLORS



Saw Cut Finish	WF407	WF408	WF409		
Aura Finish	H67	H72	H74	H75	
Brushed Elm Finish	H50	H51	H52	H53	H54
	H55	H70	H71	555	
Authentick Finish	WF391	WF392	WF393	WF394	WF395
Rio and Medina Finish	G17	G18	711	712	713
	WF226	WF294	WF296	WF118	WF202
	White W100		Antique White SF 210		
Dolomite Finish	P204	P205	P207	P221	P513
	WF228/L444	Antique White SF 210		White W400	WF202



Combine *Harmony* doors with doors from the *Polyester 5 Pieces*, *Moderno* and *Azura* collections.

INSERT POSITIONS



Position 1*
Vertical Grain



Position 2
Vertical Grain



Position 3*
Vertical Grain



Position 4
Vertical Grain



Position 1*
Horizontal Grain



Position 2
Horizontal Grain



Position 3*
Horizontal Grain



Position 4
Horizontal Grain

ATTENTION :

- * Never drill hinge hole behind insert in positions 1 and 3. Use positions 2 and 4 instead.
- In positions 1 and 3, the insert is placed at 3/4" (19 mm) from the edge of the door.
- In positions 2 and 4, the insert is placed at 1 3/4" (44 mm) from the edge of the door.
- In all positions, the insert is 1 3/4" (44 mm) wide.
- Inserts are not available with built-in handle.

		Positions 1 and 2 Vertical Grain	Positions 1 and 2 Horizontal Grain	Positions 3 and 4 Horizontal Grain	Positions 3 and 4 Vertical Grain
Width	min	5 1/4" (133 mm)	5 1/4" (133 mm)	5 1/4" (133 mm)	5 1/4" (133 mm)
	max	49 1/2" (1 257 mm)	108 1/2" (2 756 mm)	49 1/2" (1 257 mm)	48" (1 219 mm)
Height	min	5 1/4" (133 mm)	5 1/4" (133 mm)	5 1/4" (133 mm)	5 1/4" (133 mm)
	max	96" (2 438 mm)	48" (1 219 mm)	108 1/2" (2 756 mm)	108 1/2" (2 756 mm)



1 450 687-9199 • 1 866 979-5999



1 450 687-8477 • 1 866 421-8477

Richelieu
richelieu.com

BUILT-IN HANDLES

HANDLE N°1

Completely Built-In Handle

Width : 6 3/4" (171 mm)

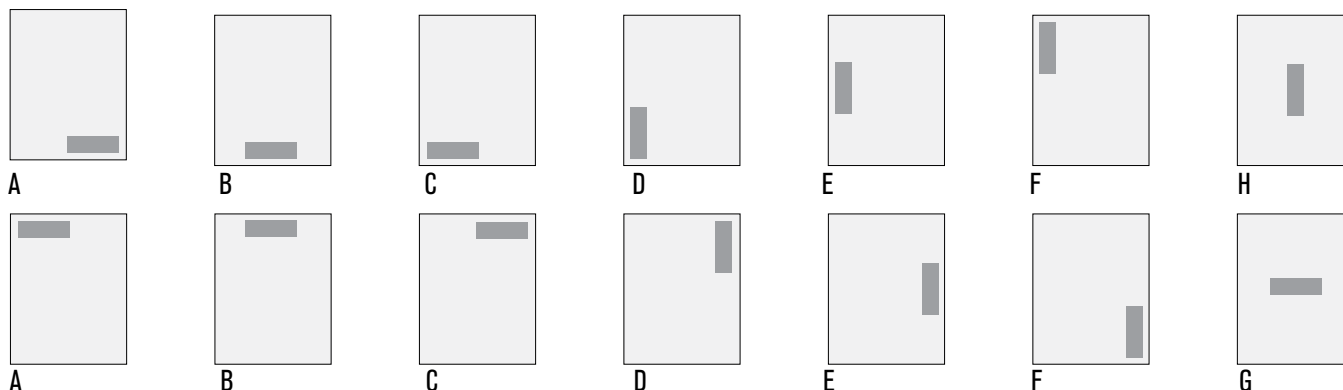
Height : 2" (51 mm)

Finish : 195 (Brushed Nickel)

HANDLES	DOORS	
POSITIONS	Width minimum	Height minimum
A-B-C-G	8 9/16" (218 mm)	3 3/4" (95 mm)
D-E-F-H	3 3/4" (95 mm)	8 9/16" (218 mm)



Available Positions



In the A to F positions, the longer side of the handle is positioned at 7/8" (22 mm) from the edge of the door.

In the A, C, D and F positions, the short end of the handle is placed at 7/8" (22 mm) from the edge of the door.

HANDLE N°2

Peripheral Handle

Width : 5 7/16" (138 mm)

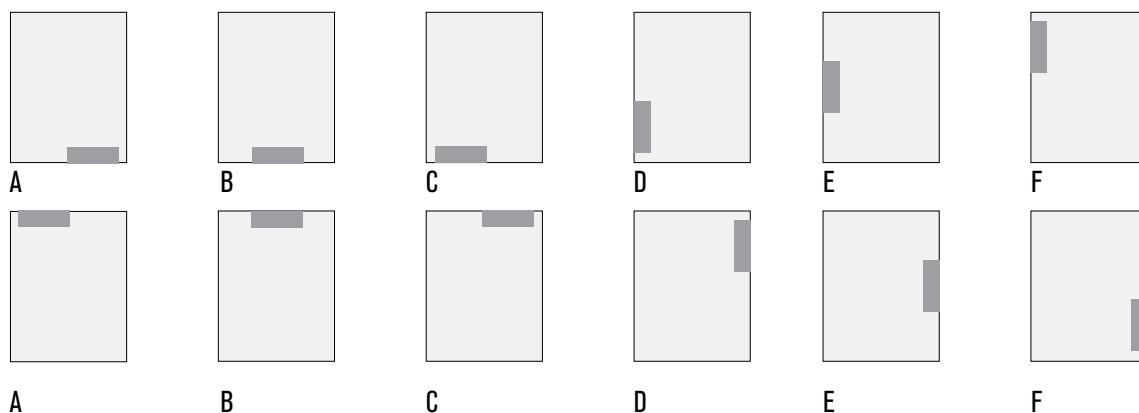
Height : 1 1/8" (29 mm)

Finish : 174 (Chrome Matte)

HANDLES	DOORS	
POSITIONS	Width minimum	Height minimum
A-B-C	7 7/16" (189 mm)	3 3/4" (95 mm)
D-E-F	3 3/4" (95 mm)	7 7/16" (189 mm)



Available Positions



ATTENTION :

The handle exceeds the door by 3/64" (1.2 mm). Please calculate enough space.


In the A, C, D and F positions, the short end of the handle is placed at 1" (25 mm) from the edge of the door.

Ultra gloss | Super matte | Metallic


COMPLEMENTARY PRODUCTS



18.8mm Panels
51" X 110" (1300 X 2800 mm)









1 mm Edgebandings (ABS)
0.906" X 246' (23 mm X 75 m)



1.4 mm Sheets
51" X 110" (1300 X 2800 mm)

Please check availability of these products with your Richelieu distributor.

Colors	18.8mm PANELS 51" x 110" (1300 x 2800 mm)		1 mm EDGEBANDINGS 0.906" x 246' (23 mm x 75 m)		1.4mm SHEETS 51" x 110" (1300 x 2800 mm)	
	Ultra gloss	Super matte	Ultra gloss	Super matte	Ultra gloss	Super matte
Bianco M001	KM001GL18849	KM001MAT18849 	KM001GLEDGE75	KM001MATEDGE75	KM001GL1449	KM001MAT1449 
Nero M012	KM012GL18849	KM012MAT18849	KM012GLEDGE75	KM012MATEDGE75	KM012GL1449	KM012MAT1449
Grigio Reale M067	KM067GL18849	KM067MAT18849	KM067GLEDGE75	KM067MATEDGE75	KM067GL1449	KM067MAT1449
Tortora M021	KM021GL18849	KM021MAT18849 	KM021GLEDGE75	KM021MATEDGE75	KM021GL1449	KM021MAT1449 
Grigio M060	KM060GL18849	KM060MAT18849 	KM060GLEDGE75	KM060MATEDGE75	KM060GL1449	KM060MAT1449 
Cammello M055	KM055GL18849	KM055MAT18849	KM055GLEDGE75	KM055MATEDGE75	KM055GL1449	KM055MAT1449
Rosso M006	KM006GL18849	-	KM006GLEDGE75	-	KM006GL1449	-

Colors	Metallic		
Nero Metallic M008	KM008MET18849	KM008METEDGE75	KM008MET1449
Grigio Metallic M025	KM025MET18849	KM025METEDGE75	KM025MET1449
Cappuccino Metallic M041	KM041MET18849	KM041METEDGE75	KM041MET1449

Three colors with a **super matte** finish are available with the **Zerobact** which offers an antibacterial action and is ideal for medical installations, laboratories, bathrooms, schools and day-care centers.

Look for this logo which identifies them:



ANTIBACTERIAL



1 450 687-9199 • 1 866 979-5999



1 450 687-8477 • 1 866 421-8477

PRODUCTION LEAD-TIMES

Regular Orders :

The maximum production lead-time (date leaving the factory) for a regular order is ten business days. To compute the business days, start counting from the day following reception of the signed order at our factory. Whenever possible, we will produce the orders as soon as possible. If, for reasons beyond our control, production time should exceed ten business days, we will notify the customer immediately.

Special Orders : ADDITION*

ADDITION (1 to 5 pieces)

- Order received before 10:30 AM : Leaves the factory the same day[†]
- Order received after 10:30 AM : Leaves the factory the following business day

ADDITION (6 pieces and more)

- Orders of more than 5 pieces that are marked "ADDITION" will be processed as normal orders with a maximum production time of ten business days.

Special Orders : REMAKE**

REMAKE (1 to 5 pieces)

- Order received before 10:30 AM : Leaves the factory the same day[†]
- Order received after 10:30 AM : Leaves the factory the following business day

REMAKE (6 to 10 pieces)

- Order received before 10:30 AM : Leaves the factory the following business day
- Order received after 10:30 AM : Leaves the factory on the second business day

REMAKE (11 pieces and more)

- Order received before 10:30 AM : Leaves the factory on the second business day
- Order received after 10:30 AM : Leaves the factory on the third business day

Note: The time given is the reception time of the emailed order at the factory and NOT at Richelieu.

*ADDITION: Error or omission on the part of the cabinet maker on an order already produced and delivered during the previous 30 days.

**REMAKE: Errors or omission in manufacturing, remakes are replaced at no cost to the cabinet maker.

[†] This delay could be of 2 business days during winter time.

Express Orders :

We offer an Express service for your door orders from 1 to 5 business days depending on your needs (the business days start from the day after the order is confirmed).

The prices are as follows :

- 1 business day = surcharge of 60 %
- 2 business days = surcharge of 40 %
- 3 business days = surcharge of 25 %
- 4 business days = surcharge of 20 %
- 5 business days = surcharge of 15 %

* Express orders are not available with melamine inserts option.

Ultra gloss | Super matte | Metallic

WARRANTY

All doors from the Harmony Collection are covered by a **5-year** limited warranty against all manufacturing defects.

INCLUDED :

(Covered by the warranty)

- Wrong size (tolerance $\pm 1/32"$ or ± 0.8 mm)
- Out of square (tolerance $\pm 1/32"$ or ± 0.8 mm out of square)
- Warping greater than tolerance (see General Rules)
- Delamination of the 1.4 mm acrylic sheet from the core
- Delamination of the edgebanding

For such inclusions to be covered, the door must not have suffered any shocks, exposure to a source of heat, contact with water or any other liquid substances. Moreover, it must have been installed according to recognized industry practices.

GENERAL RULES :

All claims must be lodged before the expiration of the warranty period, i.e., **5 years** from the delivery date of the doors.

Replacement or repair of a door may in no case extend the original **5-year** warranty.

- Both invoice and defective door must be returned to Richelieu for expert examination.
- The doors to be replaced will be invoiced at 100% and a credit will be produced following examination of the defective doors.
- If, at the time the warranty is being used, the color and/or model of the doors in question are no longer available for reasons beyond our control, we reserve the right to replace (or credit) the defective door(s) with another equivalent color or model without compensation for the balance of the doors of the same order.
- Transportation costs for the delivery of the replacement doors are subject to the same coverage percentages as the doors being replaced.
- The warranty is limited to the replacement or repair of the defective door without any compensation for labour and/or loss of use of the product.
- The warping warranty only applies to doors 32" or less with a 1/8" tolerance (measured at center, with the door flat on a very straight surface, e.g., panel saw).
- Warping problems must be detected and reported within 10 days following reception of the order, and the defective door(s) must not have been altered in any way (drilled for hinges, handles installed, etc).
- Door claims that involve breakage at the reception of the order with no damaged box must be made within five days following reception of the order, and the defective door(s) must not have been altered in any way (drilled for hinges, handles installed, etc). The door(s) in question must be returned to the manufacturer.
- Doors measuring 50" and more are not covered by any warranty.
- The warranty coverage is prorated as follows :
 - 100% for the first two years
 - 75% for the third year
 - 50% for the fourth year
 - 25% for the fifth year

NOT INCLUDED :

(Not covered by the warranty)

- Laminate and edgebanding breaks following shock, negligence, misuse, exposure to a source of excessive heat or contact with water or other liquid substance (swelling of material)
- All defects that result from misuse and/or use not in accordance with recognized industry practices
- Deterioration of a door that was exposed to abnormal temperature and/or humidity conditions
- Burns on one of the materials
- Stains on one of the door components
- Degradation of the product due to material aging or normal wear and tear

DOORS DAMAGED DURING TRANSPORTATION :

When you receive the boxes, always make sure they have not been damaged during transportation before signing the delivery document. If any of the boxes have been damaged, write "Damaged Box" or "Damaged Boxes" on the waybill. You must keep the box(es) in question as well as the doors to be replaced for our claim to the transportation company. Notify us immediately about the problem so that repaired doors or replacement doors may be shipped to you as soon as possible.

MISSING BOXES :

When you receive the boxes, please make sure the number of boxes delivered matches the number shown on the delivery document. If some boxes are missing, write "Missing Boxes" on the document before signing it, indicating the number of missing boxes. Notify us immediately about the problem so that a search can be made to locate the missing package(s).



Harmony

CUSTOM-BUILT ACRYLIC CABINET DOORS


Offered in

7 Colors with **ultra gloss** finish


6 Colors with **super matte** finish

3 Colors with **metallic** finish


Ultra gloss




Bianco M001 Ultra gloss




Nero M012 Ultra gloss




Grigio Reale M067 Ultra gloss



Tortora M021 Ultra gloss



Grigio M060 Ultra gloss




Cammello M055 Ultra gloss

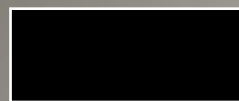


Rosso M006 Ultra gloss


Super matte




Bianco M001 Super matte




Nero M012 Super matte




Grigio Reale M067 Super matte



Tortora M021 Super matte



Grigio M060 Super matte



Cammello M055 Super matte

Metallic



Nero M008 Metallic



Grigio M025 Metallic



Cappuccino M041 Metallic

UNIQUE!

For all colors in super-matte finish:
no possible finger marks.

CANADA

Tel. : 1 866 979-5999 | Fax : 1 866 421-8477

ALBERTA
Calgary
Edmonton

BRITISH-
COLUMBIA
Kelowna
Vancouver
Victoria

MANITOBA
Winnipeg

NEW BRUNSWICK
Moncton

NEWFOUNDLAND
St. John's

NOVA SCOTIA
Halifax

ONTARIO
Barrie
Kitchener
Mississauga
Ottawa
Sudbury
Thunder Bay
Toronto

QUÉBEC
Laval
Montréal
Québec

SASKATCHEWAN
Regina
Saskatoon

UNITED STATES

Tel. : 1 877 556-5150 | Fax : 1 877 556-5151

CONNECTICUT
Hartford

FLORIDA
Dania Beach
Hialeah
Jacksonville
Orlando
Pompano Beach
Riviera Beach
Sarasota
Tampa

GEORGIA
Atlanta
Savannah

ILLINOIS
Chicago

INDIANA
Indianapolis

KENTUCKY
Louisville

MASSACHUSETTS
Boston

MICHIGAN
Detroit

NEW JERSEY
Avenel
Lincoln Park

NEW YORK
Buffalo
New York
Syracuse

NORTH CAROLINA
Charlotte
Greensboro

OHIO
Cincinnati

SOUTH CAROLINA
Greenville

TENNESSEE
Nashville

TEXAS
Dallas

WASHINGTON
Seattle

Richelieu
richelieu.com



Images are not to scale. Actual colors may differ from printed reproductions. For optimum precision, request product samples.

BRHARMONYDOOREN
1st Edition 08-2015
Printed in Canada \$2